

Our range of high quality lever handles are shown below, including contemporary solid stainless steel handles to meet all tastes and requirements.

Each handle has been engineered with the user in mind, producing timeless and ergonomic designs.

As standard we offer lever handle finishes in black, white, polished chrome and polished gold, as shown, along with black and white d – handles, slave handles and hinges.

An example of some of the most popular opening configurations are shown opposite. All doors can open into or out of the room and can fold to the left or the right.

The Easifold 3000 system is available in all RAL colours including a wide range of metallic finishes. Also shown is an example of the woodgrain finishes we offer. Please note that the examples depicted are for guidance only and may not be an exact representation of the colour.

For further details on any of the options above please contact your retailer.

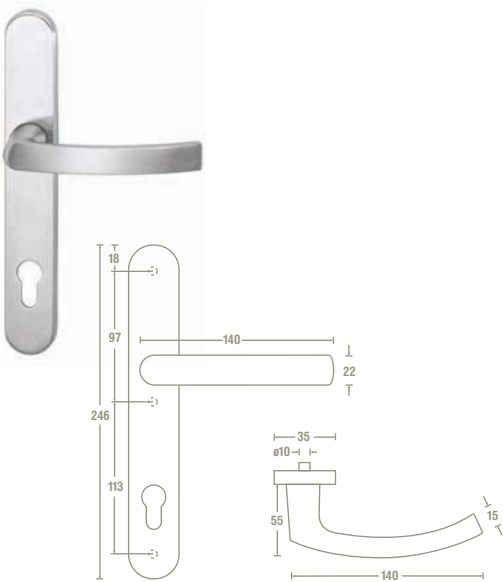
Hinges & D – Handle
Available in a painted satin stainless steel finish, white & black



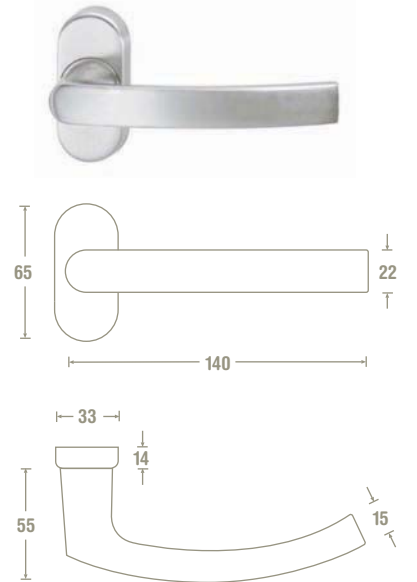
Slave handles
Available in a painted satin stainless steel finish, white & black



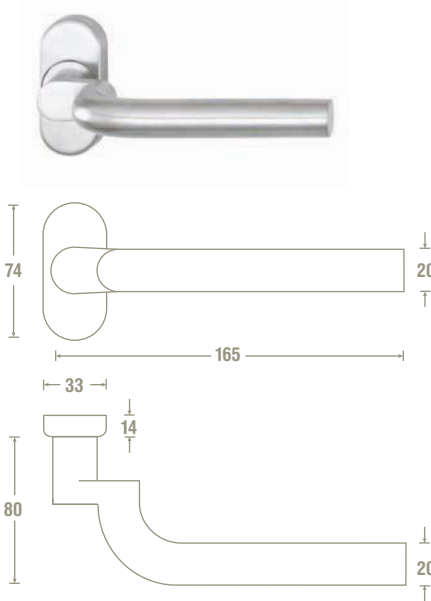
Style 253/270
Solid stainless steel handle with long back plate



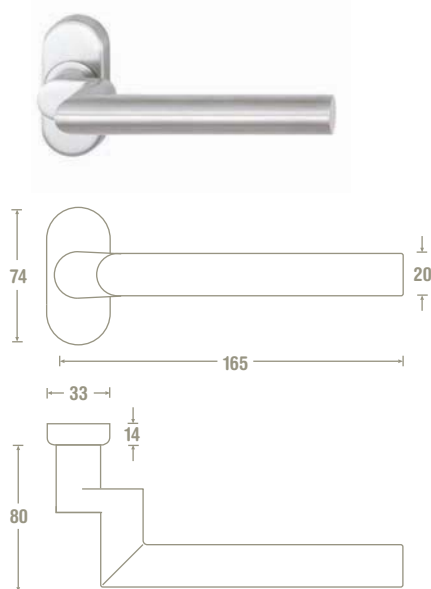
Style 253
Solid stainless steel lever handle – comes with separate eschutcheon



Style 301
Solid stainless steel lever handle – comes with separate eschutcheon



Style 303
Solid stainless steel lever handle – comes with separate eschutcheon



STW (Standard white)



STC (Standard polished chrome)



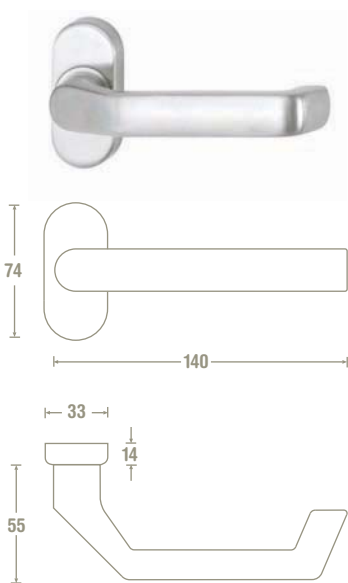
STB (Standard black)



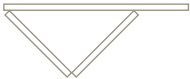
STG (Standard polished gold)



Style 251
Solid stainless steel lever handle – comes with separate eschutcheon



3000/2/0
> Max door leaf width = 1200mm
> Min door leaf width = 700mm
> Slave locking handles as standard, optional keyed locking available
> No lead door, lever handle or multipoint lock



3000/3/0
> Max door leaf width = 1200mm
> Min door leaf width = 400mm
> Multi point locking & anti drill cylinder



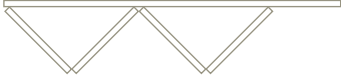
3000/2/1
> Max door leaf width = 1200mm
> Min door leaf width = 400mm
> Multi point locking & anti drill cylinder



3000/3/1
> Max door leaf width = 1200mm
> Min door leaf width = 400mm
> Multi point locking & anti drill cylinder



3000/4/0
> Max door leaf width = 1200mm
> Min door leaf width = 700mm
> Slave locking handles as standard, optional keyed locking available
> No lead door, lever handle or multipoint lock



3000/5/0
> Max door leaf width = 1200mm
> Min door leaf width = 400mm
> Multi point locking & anti drill cylinder



3000/4/1
> Max door leaf width = 1200mm
> Min door leaf width = 400mm
> Multi point locking & anti drill cylinder



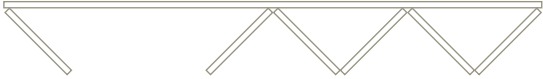
3000/3/2
> Max door leaf width = 1200mm
> Min door leaf width = 400mm
> Multi point locking & anti drill cylinder



3000/6/0
> Max door leaf width = 1200mm
> Min door leaf width = 700mm
> Slave locking handles as standard, optional keyed locking available
> No lead door, lever handle or multipoint lock



3000/5/1
> Max door leaf width = 1200mm
> Min door leaf width = 400mm
> Multi point locking & anti drill cylinder



3000/3/3
> Max door leaf width = 1200mm
> Min door leaf width = 400mm
> Multi point locking & anti drill cylinder



3000/7/0
> Max door leaf width = 1100mm
> Min door leaf width = 400mm
> Multi point locking & anti drill cylinder



3000/6/1
> Max door leaf width = 1100mm
> Min door leaf width = 400mm
> Multi point locking & anti drill cylinder



3000/5/2
> Max door leaf width = 1100mm
> Min door leaf width = 400mm
> Multi point locking & anti drill cylinder



3000/4/3
> Max door leaf width = 1100mm
> Min door leaf width = 400mm
> Multi point locking & anti drill cylinder



3000/5/3
> Max door leaf width = 1100mm
> Min door leaf width = 400mm
> Multi point locking & anti drill cylinder



Stock colours

9910 G
Hipca white

9005 S
Jet Black

7016 S
Anthracite grey

9006 M
Light silver metallic

9007 M
Dark silver metallic

7021 M
Black grey

Wood finishes

Golden Oak

Natural Oak

Mahogany